



Attention! Any incorrect actions with engine and transmission control units can lead to their failure . You are using BitBox software at your own risk.

Our team are not responsible for data loss, damages, loss of profits or any other kind of loss while using (or misusing) BitBox software.

FID 150: Kia/Hyundai Continental SIM2K-250/251/253/258/259 TC1782 2.5MB CAN BSL

Overview

Family for reading and writing in BSL Kia/Hyundai petrol vehicles with Continental SIM2K-250/251 ECUs.

Module: Kia/Hyundai Continental SIM2K-25x/26x

MCU: Infineon TC1782

Memory: Flash 2.5MB

FID allows reading and writing of calibration area in BSL mode. ECU needs to be opened. Checksum and CVN correction performs on writing.

BITS001 adapter or PowerBox for PCM is required for reading and writing!

Supporting features

Family supports:

- Calibration area and encrypted full flash backup file without EEPROM
- Writing calibration area with checksum and CVN correction



Attention! Any incorrect actions with engine and transmission control units can lead to their failure . You are using BitBox software at your own risk.

Our team are not responsible for data loss, damages, loss of profits or any other kind of loss while using (or misusing) BitBox software.

Identification

During identification you will get following info: software number, VIN and CVN.

BitBox 3.1.5 rev. 2

Settings Master Logs User portal

BITBOX 2018 © BitSoftware

Select Vehicle / ECU > FID 150: Kia/Hyundai Continental SIM2K-250/251 TC1782 2.5MB CAN BSL

Identify

Read Write

Help

[14:04:51]: Current device: Tactrix Inc. - OpenPort 2.0 J2534 ISO/CAN/VPW/PWM
[14:04:51]: API: 1.17.4867
[14:04:51]: DLL: 1.02.4798 Jun 13 2016 17:16:24
[14:04:51]: Firmware: 04.04
[14:04:51]: Identifying ECU...
[14:04:51]: Identification...
[14:04:54]: Waiting for initialization...

Software number: AD7UP2US657B
VIN: 5NPD84LF4HH004732
CVN: 3A6CDB8C

[14:05:04]: Success!

100,0%

Selected device: Tactrix Inc. - OpenPort 2.0 J2534 ISO/CAN/VPW/PWM Dongle ID: B0326




Attention! Any incorrect actions with engine and transmission control units can lead to their failure . You are using BitBox software at your own risk.

Our team are not responsible for data loss, damages, loss of profits or any other kind of loss while using (or misusing) BitBox software.

Reading and writing

For reading and writing you must open ECU and use special adapter BITS001 with special connection. For Continental SIM2K-250 and SIM2K-258 use follow connection diagram:






Attention! Any incorrect actions with engine and transmission control units can lead to their failure . You are using BitBox software at your own risk.

Our team are not responsible for data loss, damages, loss of profits or any other kind of loss while using (or misusing) BitBox software.

For Continental SIM2K-251 use follow connection diagram:






Attention! Any incorrect actions with engine and transmission control units can lead to their failure . You are using BitBox software at your own risk.

Our team are not responsible for data loss, damages, loss of profits or any other kind of loss while using (or misusing) BitBox software.

For Continental SIM2K-253 use follow connection diagram:






Attention! Any incorrect actions with engine and transmission control units can lead to their failure . You are using BitBox software at your own risk.

Our team are not responsible for data loss, damages, loss of profits or any other kind of loss while using (or misusing) BitBox software.

For Continental SIM2K-259 use follow connection diagram:



Recovery

When you have problems during writing just start writing attempt again.